Utstyr, prosesser og metoder

Engelskoppgave

Oppgave 1: Sett strek mellom riktig fagord og bilde.



Diode



Ferrule / wire end sleeve



Ferrule crimping tool / wire end sleeve tool



Hertz



Ground fault circuit breaker



Cable cutter / cutting pliers



Plug

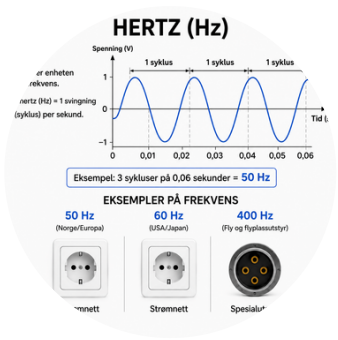

Fuse

Oppgave 2: Skriv forklaringen på engelsk.

a) Finn fagordet «arrangementstegning». Skriv det engelske fagordet og forklaringen.

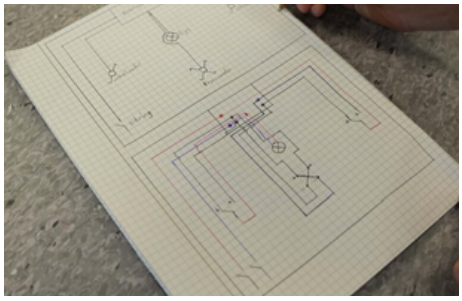

b) Finn fagordet «kondensator». Skriv det engelske fagordet og forklaringen.



c) Finn fagordet «spole». Skriv det engelske fagordet og forklaringen.



d) Finn fagordet «2-polet bryter». Skriv det engelske fagordet og forklaringen.

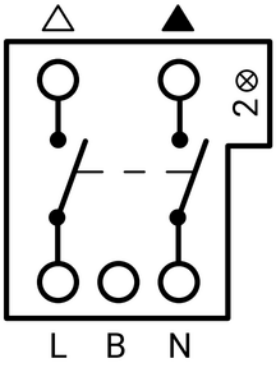

e) Finn et fagord du ikke kan fra før. Skriv det engelske fagordet og forklaringen.

Oppgave 3: Skriv på engelsk.

- Her er noen bilder som viser utstyr, prosesser og metoder.
- Skriv 1-5 setninger om hva du ser på bildene. Bruk fagordene.



Wire



Nipple



Locknut

For eksempel:
The wire needs protection to prevent water or other liquids from entering when it goes into the distribution board. I use a nipple to protect the wire and a locknut to secure the nipple.

a)



Socket



Level

b)



Voltage tester / voltmeter



To measure

Oppgave 4: Forklar på engelsk hva som skjer.

- Her er noen bilder som viser utstyr, prosesser og metoder. Se på bildene.
- Finn fagord som passer til bildene. Skriv ned fagordene under bildene. Du kan gjerne samarbeide med en medelev.
- Forklar muntlig til en medelev hva som skjer på bildene. Bruk fagordene når du snakker.

For eksempel:



Wire



Nipple



Locknut

Forklar muntlig:
I see a wire, a nipple, and a locknut. The wire needs protection to prevent water or other liquids from entering when it goes into the distribution board. I use a nipple to protect the wire and a locknut to secure the nipple.

a)





b)

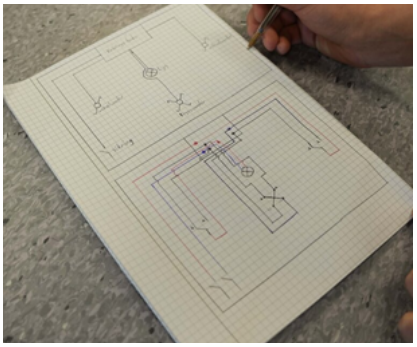

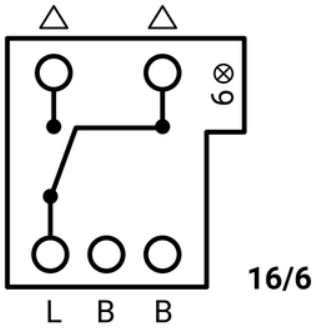



c)

